




# PERFORMANCE

2016



# PERFORMANCE COLLECTION

17 piece collection in a choice of up to 4 colours

## WOMEN'S

ROSEWOOD Jacket	04 - 05
ASTORIA Trouser	05
CORINTHIA Dress	06 - 07
GROSVENOR Trouser	09
RITZ Jacket	08 - 09
DORCHESTER Trouser	10
MAYFAIR Jacket	10 - 11
WYNDHAM Skirt	11 - 12 - 13
CONNAUGHT Jacket	12 - 13
WALDORF Waistcoat	25

## WOMEN'S COLLECTION SUMMARY

Women's Jackets	20 - 21
Women's Trousers & Trouser Profiles	22 - 23
Women's Waistcoat, Dress & Skirt	24

## MEN'S

HOLBECK Jacket	14 - 15
HOLBECK Trouser	14 - 15
ALDWYCH Jacket	16 - 17
ALDWYCH Trouser	16 - 17
LANGHAM Jacket	18 - 19
LANGHAM Trouser	18 - 19
CAPITAL Waistcoat	25

## MEN'S COLLECTION SUMMARY

Men's Jackets, Trousers & Waistcoat	26 - 27 - 28
-------------------------------------	--------------

COLOUR CHOICE & AFTERCARE	29
---------------------------	----





# PERFORMANCE COLLECTION



- 65% Polyester, 35% Wool with Shape Memory Technology
- 325gm crease-resistant fabric
- Machine washable tailoring
- Ideal for hotels, hospitality, councils, FM & security

Rosewood Jacket  
(Navy)

Wyndham Skirt  
(Navy)

Straight skirt, centre vent,  
shaped back panels,  
full stretch lining.

Trevi Blouse  
(White)

Semi fitted, long sleeve.

# NEW SLIM FIT JACKET



# NEW SLIM FIT

## Felina Blouse (Cream)

Short sleeve ladies' blouse, round neck, front pleat detail, bust darts.



## Astoria Trouser (Navy)

Slim leg trouser, front hook fastening, 2 side pockets, mock rear pockets, half lined, belt loops.

## ROSEWOOD Jacket (Navy)

Short, slim fit, 1 button jacket, peaked lapel, 2 flap and 2 jetted pockets, plain back, tailored back panels, 1 inside pocket.

## Soave Blouse (Blue)



AVAILABLE FROM SIZE 4

# COMPLEMENTARY STYLES

## Aldwych Jacket

(Mid Grey)

tailored fit, single breasted,  
2 button jacket, side vents,  
3 inside pockets, mobile phone pocket.

## Aldwych Trouser

(Mid Grey)

Tailored fit, flat front trouser;  
2 side pockets, 1 rear pocket.



## Corinthia Dress

(Mid Grey)



## Fashion Belts

(Twin Packs, Navy/Nude)

Simple women's fashion belts  
with gold buckle which  
complement our dresses



## CORINTHIA Dress

(Mid Grey)

Beautifully tailored  
V-neck dress, short sleeve,  
breast darts, centre vent,  
full stretch lining.

# TAILORED FIT JACKET



**Ritz Jacket**  
(Black)

Tailored fit, 3 button jacket, peaked lapels, 1 inside pocket, tailored back panels, centre vent.

**Wyndham Skirt**  
(Black)

Straight skirt, centre vent, shaped back panels, full stretch lining.

**Felina Blouse**  
(White)

Short sleeve ladies' blouse, round neck, front pleat detail, bust darts.



# TAILORED FIT

## Grosvenor Trousers (Mid Grey)

Straight leg trousers;  
single button front fastening,  
key card pocket, half lined,  
belt loops.



## RITZ Jacket (Black)

Tailored fit, 3 button jacket,  
peaked lapels,  
1 inside pocket,  
tailored back panels,  
centre vent.



GROSVENOR NOW  
AVAILABLE UP TO SIZE 30

## MAYFAIR Jacket

(Mid Grey)

Tailored fit, 3 button jacket, rounded lapel and pockets, 1 inside pocket, plain back.

## Franca Blouse

(Sky Blue)

Semi-fitted, long sleeve, fly front, rounded contrast white collar.



## Dorchester Trousers

(Mid Grey)

Parallel leg trousers; low waist, front double button fastening, key card pocket, mock rear pockets, half lined, belt loops.

## Riola Blouse

(White)

Long sleeve ladies' blouse, round neck, front pleat detail, bust darts.

# TAILORED FIT JACKET

**Mayfair Jacket**  
(Mid Grey)

**Wyndham Skirt**  
(Mid Grey)

Straight skirt,  
centre vent,  
shaped back panels,  
full stretch lining.



**Connaught Jacket**  
(Charcoal)

**Wyndham Skirt**  
(Charcoal)

Straight skirt, centre vent,  
shaped back panels,  
full stretch lining.

**Franca Blouse**  
(Red Stripe)

Semi-fitted, long sleeve,  
fly front, rounded  
contrast white collar,  
and single cuff.



**Wyndham Skirt**

(Charcoal)

Straight skirt, centre vent,  
shaped back panels,  
full stretch lining.

**Riola Blouse**

(White)

Long sleeve ladies' blouse,  
round neck, front pleat detail,  
bust darts.



**CONNAUGHT Jacket**

(Charcoal)

Classic fit, 2 button jacket,  
notch lapel,  
1 inside pocket,  
centre vent.

**Villeta Blouse**

(Charcoal/White Stripe)

Semi-fitted, long sleeve,  
double cuff with  
complementary  
silk cuff knots.



**NOW AVAILABLE UP TO SIZE 30**

## HOLBECK Jacket

(Navy)

Slim fit, single breasted, 2 button jacket, side vents, slim lapels with saddle stitching, piano faced interior with slim pocket jets.

Pisa Shirt

(Blue)



## Holbeck Trouser

(Navy)

Slim fit, flat front trouser, 2 side pockets, 1 rear pocket.

Pisa Shirt

(White)

Slim fit, long sleeve, twin rear darts for a defined silhouette, single cuff.

# NEW SLIM FIT JACKET



NEW  
SLIM FIT  
SUITING

**Aldwych Jacket**  
(Mid Grey)

Tailored fit, single breasted jacket, 2 button front, side vents, 3 inside pockets, mobile phone pocket.

**Alba Shirt**  
(Blue)

Slim fit, Single cuff



TAILORED FIT  
SUITING



# TAILORED FIT



**Aldwych Trousers**  
(Charcoal)  
Tailored fit trousers,  
flat front, 2 side pockets,  
1 rear pocket.



## **ALDWYCH Jacket**

(Mid Grey)

Tailored fit, single breasted  
jacket, 2 button front,  
side vents,  
3 inside pockets,  
mobile phone pocket.

**Pisa Shirt**  
(White)

Slim fit, long sleeve,  
twin rear darts for a  
defined silhouette,  
single cuff.

## LANGHAM Jacket

(Black)

Classic fit, single breasted  
3 button jacket,  
centre vent,  
3 inside pockets,  
mobile phone pocket.


Andora Shirt  
(Raspberry Stripe)



Langham Trousers  
(Navy)

Classic fit, single pleat,  
2 side pockets,  
1 rear pocket.

LARGER  
SIZES  
NOW  
AVAILABLE



Langham Jacket  
(Black)

Langham Trousers  
(Black)

Alba Shirt  
(White)

Slim fit, long sleeve,  
twin rear darts for a  
defined silhouette,  
semi cutaway collar,  
single 2 button cuff.

CLASSIC  
FIT  
SUITING

# WOMEN'S PERFORMANCE COLLECTION

65% Polyester / 35% Wool with Shape Memory Stretch Technology  
325gm crease-resistant fabric, machine washable

## NEW SLIM FIT JACKET FROM SIZE 4R



## TAILORED FIT JACKET



### ROSEWOOD Jacket (Navy)

Short, slim fit, 1 button jacket, peaked lapel,  
2 flap and 2 jetted pockets, plain back,  
tailored back panels, 1 inside pocket.

**Sizes:** 6 - 16 petite  
4 - 18 regular  
6 - 16 long

### Codes & Colours:

2263A Navy  
2263C Charcoal  
2263D Black  
2263G Mid Grey

### RITZ Jacket (Black)

Tailored fit, 3 button jacket,  
peaked lapels, 1 inside pocket,  
tailored back panels, centre vent.

**Sizes:** 6 - 16 petite  
6 - 24 regular  
8 - 18 long

### Codes & Colours:

2227A Navy  
2227C Charcoal  
2227D Black  
2227G Mid Grey

**TAILORED  
FIT  
JACKET**



**CLASSIC  
FIT  
JACKET**



**LARGER  
SIZES NOW  
AVAILABLE**

**MAYFAIR Jacket** (Mid Grey)

Tailored fit, 3 button jacket,  
rounded lapel and pockets,  
1 inside pocket, plain back.

**Sizes:** 6 - 16 petite  
6 - 24 regular  
8 - 18 long

**Codes & Colours:**

2228A Navy  
2228C Charcoal  
2228D Black  
2228G Mid Grey

**CONNAUGHT Jacket** (Charcoal)

Classic fit, 2 button jacket,  
2 slanted flap pockets,  
1 inside pocket, centre vent.

**Sizes:** 6 - 18 petite  
6 - 30\* regular  
8 - 24 long

**Codes & Colours:**

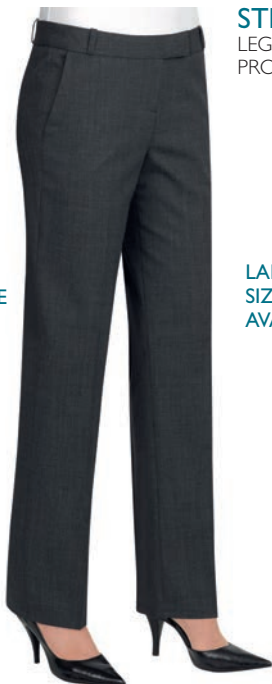
2226A Navy  
2226C Charcoal  
2226D Black  
2226G Mid Grey

\* Mid Grey available to 24R only

# WOMEN'S PERFORMANCE COLLECTION

65% Polyester / 35% Wool with Shape Memory Stretch Technology  
325gm crease-resistant fabric, machine washable

**SLIM**  
LEG  
PROFILE



NOW  
AVAILABLE  
FROM  
SIZE 4

**STRAIGHT**  
LEG  
PROFILE



LARGER  
SIZES NOW  
AVAILABLE

**PARALLEL**  
LEG  
PROFILE



## ASTORIA Trouser (Mid Grey)

Slim leg trouser, front hook fastening, 2 side pockets, mock rear pockets, half lined, belt loops.

**Sizes:** 4 - 24 waist in leg lengths S-27", R-29", L-31", XL-33" & 36" unfinished

### Codes & Colours:

2262A Navy  
2262C Charcoal  
2262D Black  
2262G Mid Grey

## GROSVENOR Trouser (Navy)

Straight leg trouser, single button front fastening, key card pocket, half lined, belt loops.

**Sizes:** 6 - 30\* waist in leg lengths S-27", R-29", L-31", XL-33" & 36" unfinished

### Codes & Colours:

2231A Navy  
2231C Charcoal  
2231D Black  
2231G Mid Grey

\* Mid Grey available to 24 only

## DORCHESTER Trouser (Charcoal)

Parallel leg trouser, low waist, front double button fastening, key card pocket, mock rear pockets, half lined, belt loops.

**Sizes:** 6 - 24 waist in leg lengths S-27", R-29", L-31", XL-33" & 36" unfinished

### Codes & Colours:

2232A Navy  
2232C Charcoal  
2232D Black  
2232G Mid Grey

# LEG PROFILES

**SLIM**  
LEG  
PROFILE



**STRAIGHT**  
LEG  
PROFILE



**PARALLEL**  
LEG  
PROFILE



**ASTORIA Trouser**  
(Mid Grey)  
Slim leg profile.



\*21cm




**GROSVENOR Trouser**  
(Navy)  
Straight leg profile.



\*22cm



**DORCHESTER Trouser**  
(Charcoal)  
Parallel leg profile.



\*23cm



\* Half hem measure at size 12

# WOMEN'S PERFORMANCE COLLECTION

65% Polyester / 35% Wool with Shape Memory Stretch Technology  
325gm crease-resistant fabric, machine washable

## SUPERB WAISTCOAT & DRESS



LARGER  
SIZES NOW  
AVAILABLE

### WALDORF Waistcoat (Black)

Lining backed with adjuster,  
4 button front,  
2 welt pockets.

Sizes: 6 - 24 regular

### Codes & Colours:

2260A Navy  
2260C Charcoal  
2260D Black  
2260G Mid Grey

### CORINTHIA Dress (Mid Grey)

Beautifully tailored V-neck dress,  
short sleeve, breast darts, centre vent,  
full stretch lining.

Sizes: 6 - 24 regular

### Codes & Colours:

2246A Navy  
2246C Charcoal  
2246D Black  
2246G Mid Grey

### WYNDHAM Skirt (Navy)

Straight skirt, centre vent,  
shaped back panels,  
full stretch lining.

Sizes: 4 - 30\* regular - 22"  
8 - 24 long - 25"  
8 - 24 x-long - 27"

### Codes & Colours:

2229A Navy  
2229C Charcoal  
2229D Black  
2229G Mid Grey

\* Mid Grey available to 24R only



**Waldorf Ladies'**

**Waistcoat**

(Mid Grey)

Lining backed  
with adjuster;  
2 welt pockets,  
4 button front.

**Capital Men's**

**Waistcoat**

(Mid Grey)

Lining backed  
with adjuster;  
2 welt pockets,  
5 button front.



# MEN'S PERFORMANCE COLLECTION

65% Polyester / 35% Wool with Shape Memory Stretch Technology  
325gm crease-resistant fabric, machine washable

## NEW SLIM FIT JACKET



## NEW SLIM FIT TROUSER



### HOLBECK Jacket (Navy)

Slim fit, single breasted, 2 button jacket, side vents, slim lapels with saddle stitching, piano faced interior with slim pocket jets.

**Sizes:** 34" - 44" short  
34" - 46" regular  
34" - 44" long

### Codes & Colours:

3500A Navy  
3500C Charcoal  
3500D Black  
3500G Mid Grey

### HOLBECK Trousers (Navy)

Slim fit, flat front trouser; 2 side pockets, 1 rear pocket

**Sizes:** 28" - 40" waist in leg lengths  
S-29.5", R-31.5", L-33"  
& 36" unfinished

### Codes & Colours:

8733A Navy  
8733C Charcoal  
8733D Black  
8733G Mid Grey

Half hem width at waist size 34" = 19cm

**TAILORED  
FIT  
JACKET**



**ALDWYCH Jacket** (Mid Grey)  
Tailored fit, single breasted,  
2 button jacket, side vents,  
3 inside pockets, mobile phone pocket.

**Sizes:** 36" - 48" short  
36" - 50" regular  
38" - 48" long

**Codes & Colours:**

3125A Navy  
3125C Charcoal  
3125D Black  
3125G Mid Grey

**TAILORED  
FIT  
TROUSER**



**ALDWYCH Trousers** (Charcoal)  
Tailored fit, flat front trouser,  
2 side pockets, 1 rear pocket.

**Sizes:** 28" - 44" waist in leg lengths  
S-29.5", R-31.5", L-33"  
& 36" unfinished

**Codes & Colours:**

8557A Navy  
8557C Charcoal  
8557D Black  
8557G Mid Grey

Half hem width at waist size 34" = 21cm

# MEN'S PERFORMANCE COLLECTION

65% Polyester / 35% Wool with Shape Memory Stretch Technology  
325gm crease-resistant fabric, machine washable

## CLASSIC FIT JACKET



## CLASSIC FIT TROUSER



LARGER  
SIZES NOW  
AVAILABLE



**LANGHAM Jacket** (Black)  
Classic fit, single breasted jacket,  
3 button front, centre vent,  
3 inside pockets, mobile phone pocket.

**Sizes:** 36" - 48" short  
36" - 60" regular  
38" - 48" long

**Codes & Colours:**  
5984A Navy  
5984C Charcoal  
5984D Black

**LANGHAM Trousers** (Navy)  
Classic fit, single pleat trouser,  
2 side pockets, 1 rear pocket.

**Sizes:** 28" - 56" waist in leg lengths  
S-29.5", R-31.5", L-33"  
& 36" unfinished

**Codes & Colours:**  
8525A Navy  
8525C Charcoal  
8525D Black

**CAPITAL Waistcoat** (Black)  
Lining backed with adjuster,  
2 welt pockets, 5 button front.


**Sizes:** 36" - 54" regular

**Codes & Colours:**  
1300A Navy  
1300C Charcoal  
1300D Black  
1300G Mid Grey

Half hem width at waist size 34" = 22cm

# FABRIC COLOUR CHOICE


Our **PERFORMANCE** collection is available in up to 4 fabric colour choices.



A. Navy



C. Charcoal



D. Black



G. Mid Grey



Women's interior



Men's interior

## WASHCARE INSTRUCTIONS

### WASHING

For the best results ensure that the suit is washed separately & machine wash as wool. Garments will need to be removed immediately from the machine when the cycle has ended.

### DRYING

Place the jacket on the hanger; gently shake and re-shape by straightening seams. Fold the trousers to the front creases and hang over the bar on garment hanger. Allow both garments to dry naturally & keep away from direct heat. Do not tumble dry.

### FINISHING

If required, press the garments using a cool iron over a damp cloth.  
Alternatively, garments from the Performance Collection can be dry cleaned.

MACHINE  
WASHABLE

40°

SUITABLE  
FOR DRY  
CLEANING



**nanotech**  
Nanotech fabrics by Brook Taverner



## SHIRT & BLOUSE COLLECTION

This 29 piece collection offers



### MEN'S

#### PREMIUM COTTON - EASY IRON

ANDORA Classic fit, Double cuff	32 - 33 - 34 - 37 - 38
ALTARE Classic fit, Single cuff	32 - 33 - 34
PRATO Slim fit, Double cuff	32 - 33 - 34 - 35

#### PREMIUM COTTON - EASY IRON

CHESTER Classic fit, Double cuff	42
CHEADLE Classic fit, Single cuff	42
CHELFORD Slim Fit, Double cuff	43

#### STRETCH COTTON BLEND - EASY IRON

PISA Slim fit, Single cuff	48 - 49
LUCCA Slim fit, Single cuff	52 - 53

#### COTTON RICH - EASY IRON

RAPINO Classic fit, Single cuff	54
ALBA Slim fit, Single cuff	56 - 57
ROSELLO Classic fit, Short sleeve	58 - 59

RUFINA Classic fit, Single cuff	60 - 61
ROCCELLA Classic fit, Short sleeve	62 - 63

MANTOVA Classic fit, Single cuff	64 - 65
SAVONA Classic fit, Short sleeve	66 - 67

### WOMEN'S

#### PREMIUM COTTON - EASY IRON

VILLETA Semi fitted, Double cuff	32 - 33 - 34 - 37 - 38
OZZERO Semi fitted, Short sleeve	32 - 33 - 37

#### PREMIUM COTTON - EASY IRON

TREVISIO Semi fitted, Single cuff	40 - 41
-----------------------------------	---------

#### CREPE DE CHINE

FELINA Short sleeve blouse	40 - 41
RIOLA Long sleeve blouse	40 - 41

#### STRETCH COTTON BLEND - EASY IRON

TREVI Semi fitted, Single cuff	46 - 47
SOAVE Semi fitted, Short sleeve	46 - 47
FRANCA Semi fitted, Single cuff	50 - 51

#### COTTON RICH - EASY IRON

PALENA Semi fitted, Single cuff	54 - 55
PADULI Semi fitted, Short sleeve	58 - 59

PERANO Semi fitted, Single cuff	60 - 61
PESCARA Semi fitted, Short sleeve	62 - 63

CAMPANIA Semi fitted, Single cuff	64 - 65
LIGURIA Semi fitted, Short sleeve	66 - 67

